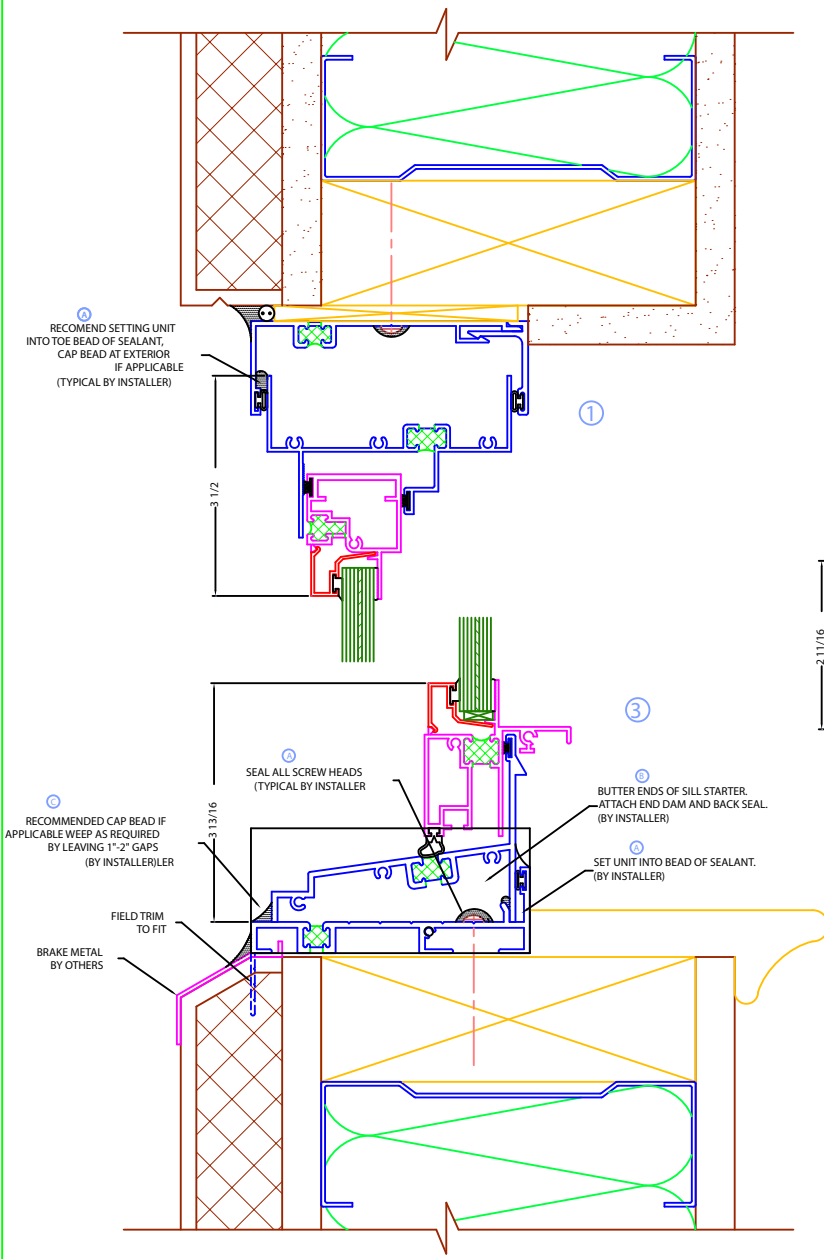
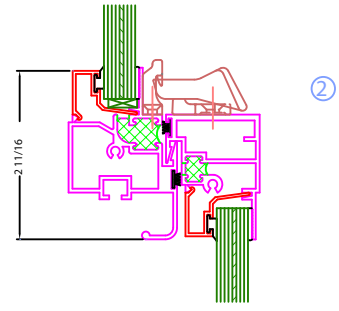
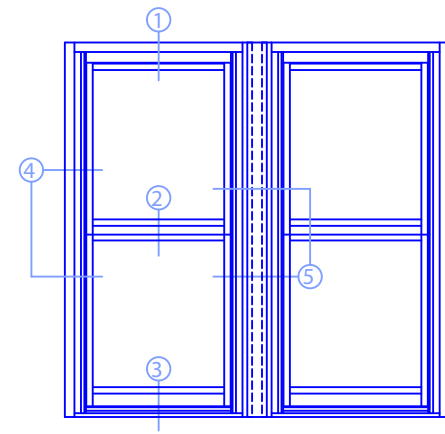


REVISIONS:	09-01	
A. SEALANT NOT ADDED	09-01	
B. ADD END DAM	09-01	
C. NOT ADDED PER F.S.	09-01	

DRAWN BY:	DATE:	CHECK BY:	DATE:

**PROJECT:**  
**SERIES: 3400**  
**MODEL: 3475S**

DRAWING NO.
SHEET NO.



2  
 RECOMMEND SETTING UNIT INTO TOE BEAD OF SEALANT. CAP BEAD AT EXTERIOR IF APPLICABLE (TYPICAL BY INSTALLER)

3  
 RECOMMENDED CAP BEAD IF APPLICABLE WEEP AS REQUIRED BY LEAVING 1"-2" GAPS (BY INSTALLER)

4  
 SEAL ALL SCREW HEADS (TYPICAL BY INSTALLER)

5  
 BUTTER ENDS OF SILL STARTER. ATTACH END DAM AND BACK SEAL. (BY INSTALLER)

6  
 SET UNIT INTO BEAD OF SEALANT. (BY INSTALLER)

FIELD TRIM TO FIT

7  
 BRAKE METAL BY OTHERS

3 1/2

3 13/16

2 11/16