

Graham



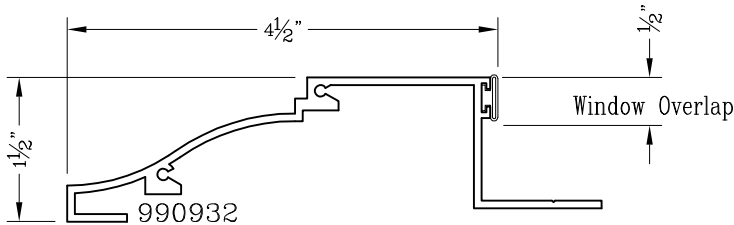
Architectural Products

# Pre-Set Contoured Panning Miscellaneous

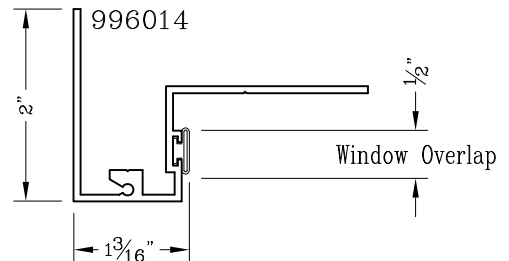
Series: Accessories Manufacturing Code: PPN10

Drawing 1/2 Scale - For Custom Size Drawing Contact Graham

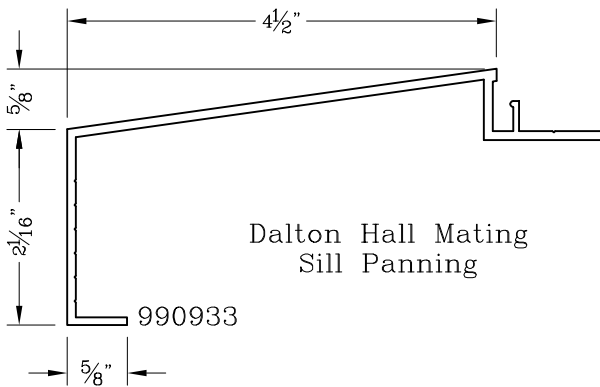
Note: Pre-Set Panning Requires The Use Of Equal Leg Sill On Window



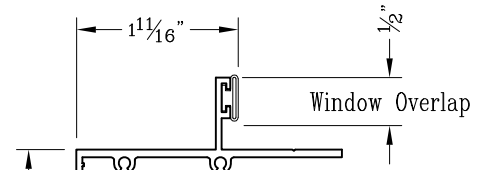
Dalton Hall Panning



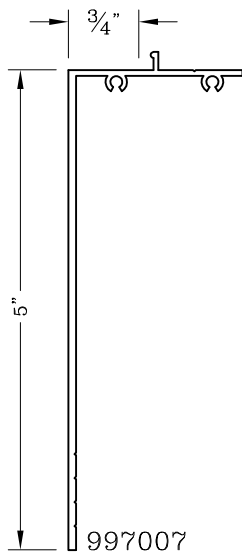
Custom Head/Jamb Panning



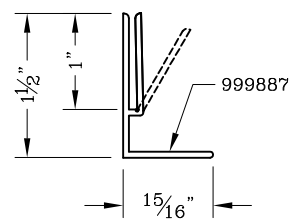
Dalton Hall Mating Sill Panning



#10-6 Pre-Set Panning



#5-5 Pre-Set Sill Panning w/ Ports



Custom Expander