






DESIGNED TO PROTECT • TESTED TO PERFORM • MANUFACTURED IN THE USA



**STANDARD BR6800 FEATURES**

- Aluminum framing with configurable protective glazing options
- Ballistic and blast-resistant combined product available
- Ballistically tested by independent laboratory
- Tested to UL752 Level III Ballistic Standard
- Improves asset protection and life-safety issues
- Helps deter robbery attempts
- Ballistics, blast, and architectural windows are available with the same sight-lines (architect can get the protection desired without sacrificing aesthetic appeal)



Ballistic-Resistant Fixed Window

**UL 752 Bullet-Resistant Ratings**

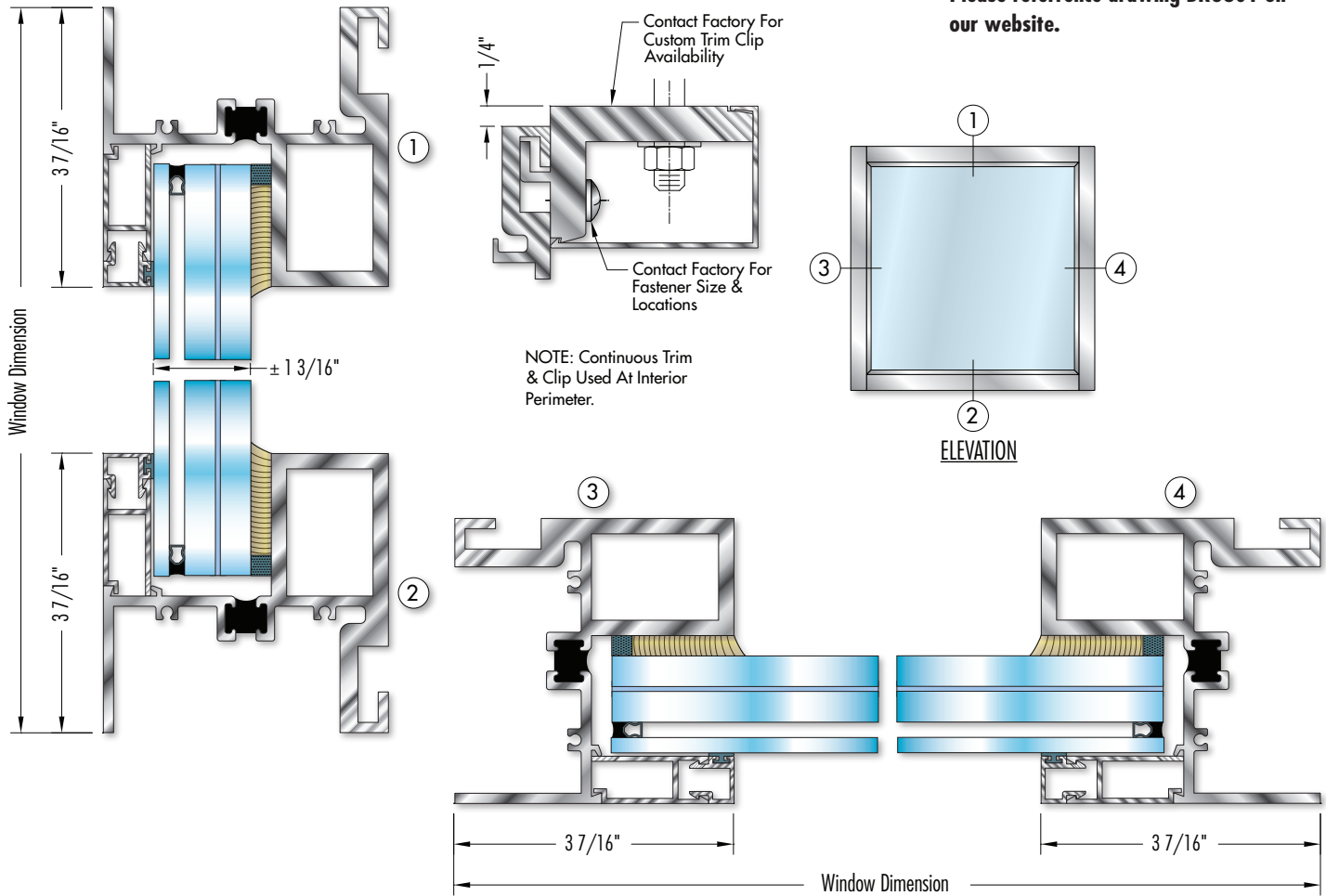
Rating	Ammunition	Weight	(g)	Velocity		No. of Shots
				min fps	max mps	
LEVEL 1	9mm Full-Metal Copper Jacket with Lead Core	124	8	1175	358	3
		grains		1293		
LEVEL 2	.357 Magnum Jacketed Lead Soft Point	158	10.2	1250	385	3
		grains		1375		
LEVEL 3	.44 Magnum Lead Semi-Wadcutter Gas Checked	240	15.6	1350	411	3
		grains		1485		
LEVEL 4	.30 Caliber Rifle Lead Core Soft Point (.30-06 Caliber)	180	11.7	2540	774	1
		grains		2794		
LEVEL 5	7.62mm Rifle Lead Core Full-Metal Copper Jacket, Military Ball (.308 Caliber)	150	9.7	2750	838	1
		grains		3025		
LEVEL 6	9mm Full-Metal Copper Jacket with Lead Core	124	8	1400	427	5
		grains		1540		
LEVEL 7	5.56mm Rifle Full-Metal Copper Jacket with Lead Core (.223 Caliber)	55	3.56	3080	939	5
		grains		3380		
LEVEL 8	7.62mm Rifle Lead Core Full-Metal Copper Jacket, Military Ball (.308 Caliber)	150	9.7	2750	838	5
		grains		3025		
Supplementary Shotgun	12-Gauge Rifled Lead Slug and 12-Gauge 00 Lead Buckshot (12 pellets)	1 oz.	28.3	1585	483	3
				1744		
		1.5 oz.	42	1200	366	3
				1320		




**Series BR6800** 3 1/2" Frame Depth  
**BALLISTIC-RESISTANT**  
**FIXED**



**Details Are Not Shown to Scale**  
 Please reference drawing BR6801 on our website.



**Series BR6800 ACCESSORIES**



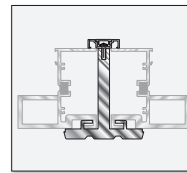
Panning



Muntin/Grid



Interior Trim & Clip



Mullions

Window Series:  
**BR6800 FIXED**

General Specifications & Details

- Nominal Frame Wall Thickness: Varies
- Glazing:  
 Variety of glazing options available
- Mullions: Applied grids available
- Finish Options:  
 AAMA 2603  
 AAMA 2604  
 AAMA 2605  
 Powder Coat  
 Anodized

- Accessories:  
 Frame Family: 3 1/2"  
 Mullions: "T" mullion or tube mullion  
 Trims: Trim & clip anchoring
- Exceptions: Call Graham sales rep or see website for more information.

See website for other available configurations