

# Frame Options – 3 1/4” Flat Frame Jambs

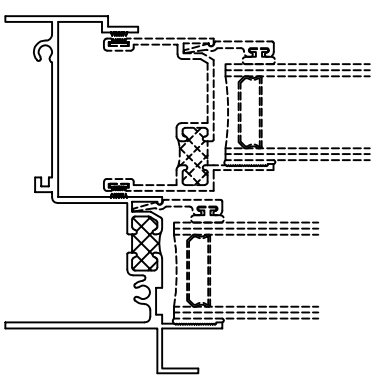


Series: 2000

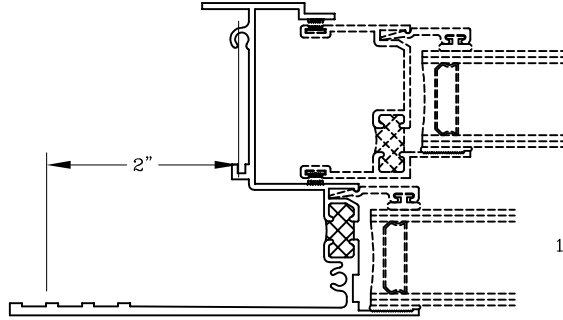
Manufacturing Code: 2017

Drawing 1/2 Scale – For Custom Size Drawing Contact Graham

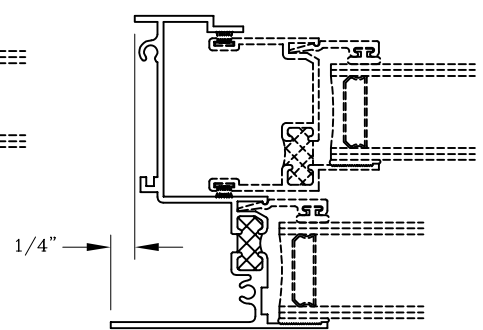
Note: Sealant Not Shown On Details. Refer To General Installation Instructions.



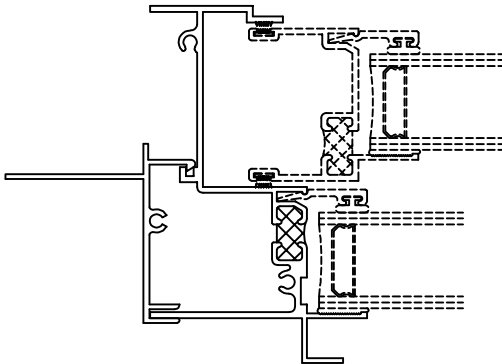
203030  
Frame Jamb Equal Leg w/ Screen Track



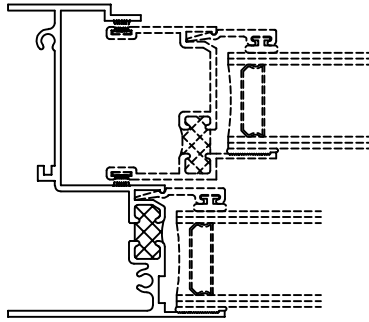
200035  
Frame Jamb w/ 2” Flange



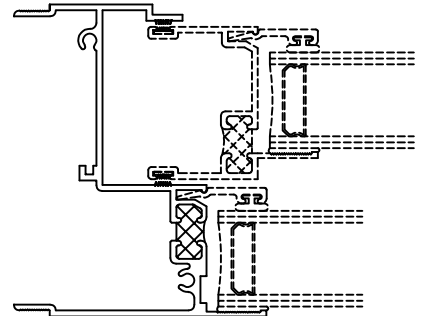
200039  
Frame Jamb w/ Offset Leg



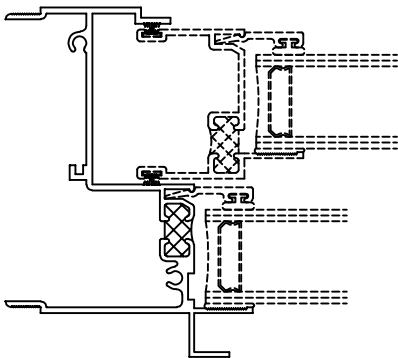
209998  
Applied Nail Fin - Jamb



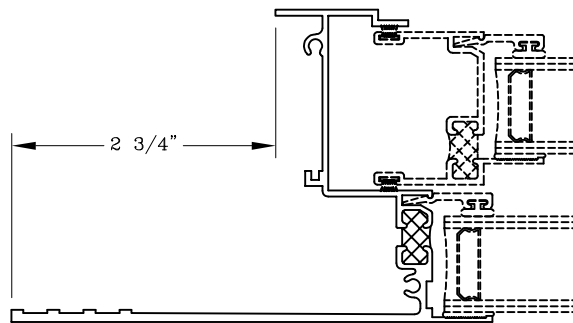
200030  
Frame Jamb w/ Equal Leg



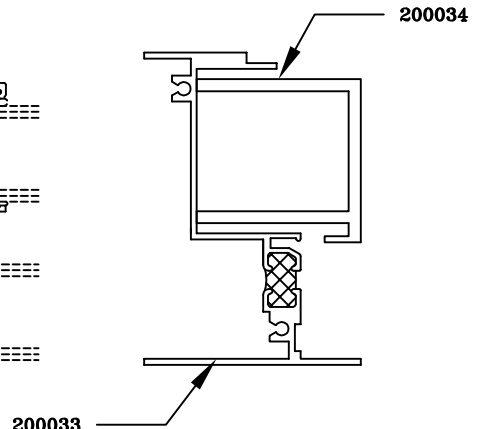
200031  
Frame Jamb Self Mull



203031  
Flat Self-Mull Jamb



200032  
Flat 2 3/4” Flange Frame Jamb



200033  
Channel and Jamb Frame For Curving

Graham Architectural Products reserves the right to change, add, cancel, remove or otherwise modify the details illustrated without prior notice.

1551 Mt. Rose Avenue, York, Pennsylvania 17403-2909 717.849.8100 Toll Free: 800/755-6274

Web Site: [www.grahamwindows.com](http://www.grahamwindows.com)

0223 – 20.17