

Single Hung Side Load 3 1/4" Historic Beveled Jambs and Sash Frame Options

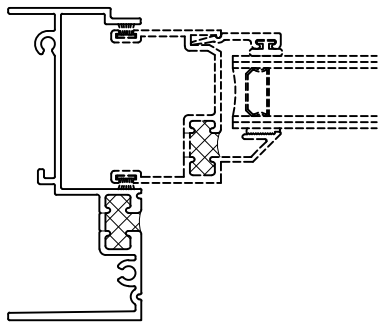


Series: 2000H

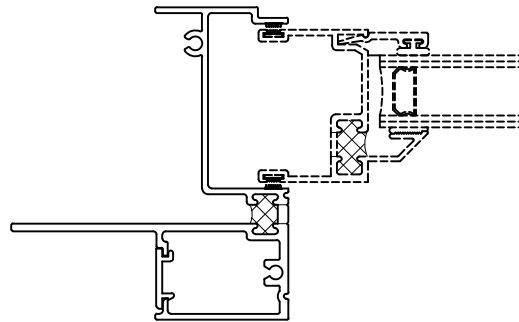
Manufacturing Code: 2012

Drawing 1/2 Scale – For Custom Size Drawing Contact Graham

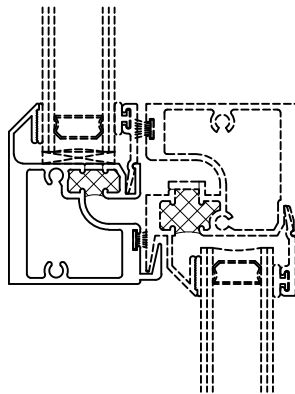
Note: Sealant Not Shown On Details. Refer To General Installation Instructions.



200334
Non Screen Leg Jamb



203037
Non Screen Leg Nail Fin Jamb



200351
Non Screen Leg Meeting Rail

Graham Architectural Products reserves the right to change, add, cancel, remove or otherwise modify the details illustrated without prior notice.

1551 Mt. Rose Avenue, York, Pennsylvania 17403-2909 800/755-6274 Fax: 800/366-5097

1221 - 20.12

Web Site: www.grahamwindows.com