

Glazing Options



Series: GT2200 (Formerly: NS2200)

Manufacturing Code: N/A

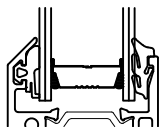
Drawing 1/2 Scale – For Custom Size Drawing Contact Graham

Note: Sealant Not Shown On Details. Consult Technical Services At Factory For Sealing Procedures.

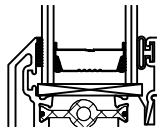
1" Historical Glazing

1 1/4" Straight Leg Glazing

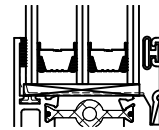
1/8-1/8



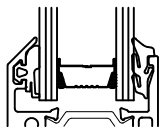
1/8-1/8



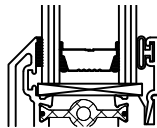
1/8-1/8-1/8



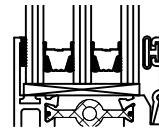
3/16-3/16



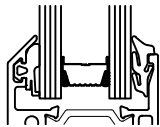
3/16-3/16



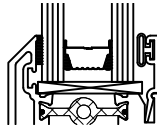
3/16-3/16-3/16



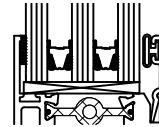
1/4-1/4



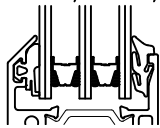
1/4-1/4



1/4-1/4-1/4



1/8-1/8-1/8



1/8-1/8-1/8

