

Terrace Door Options

Inswing

Bottom Rail Kick Plates

Series: GT7700

Manufacturing Code: GT7707

Drawing 1/2 Scale – For Custom Size Drawing Contact Graham

Note: Sealant Not Shown On Details. Refer To General Installation Instructions.

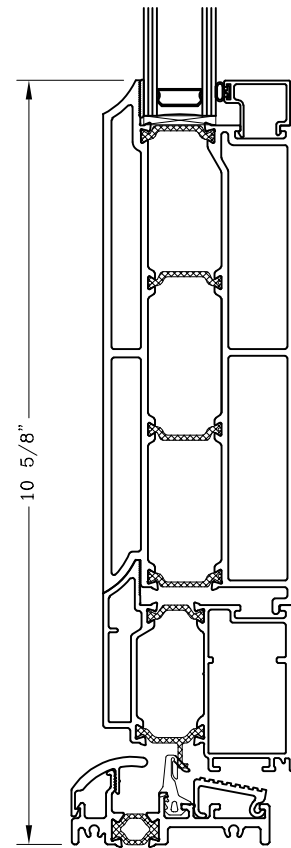
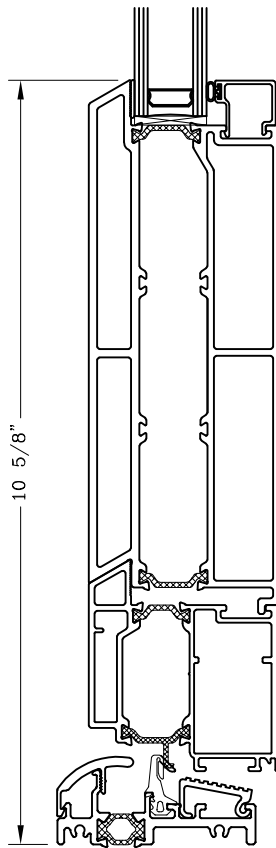
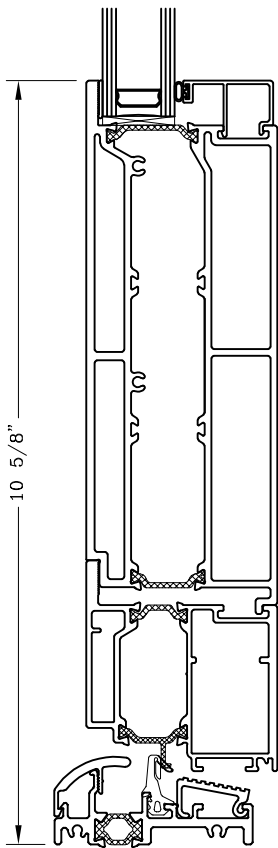


Terrace Door Kick Plate Option

Flat Profile

Beveled Profile

Concave Profile



Note: Dashed Lines Represent Inswing Vented Units; Solid Lines Represent
Outswing Vented Units; Lines Converge At Hinge Side Of Vent

Graham Architectural Products reserves the right to change, add, cancel, remove or otherwise modify the details illustrated without prior notice.

1551 Mt. Rose Avenue, York, Pennsylvania 17403-2909 717.849.8100 Toll Free: 800/755-6274

0423 - GT77.07

Web Site: www.grahamwindows.com