

Attached Panning Frame Extenders



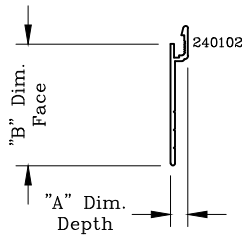
Series: Accessories Manufacturing Code: PN19

Drawing 3/8 Scale – For Custom Size Drawing Contact Graham

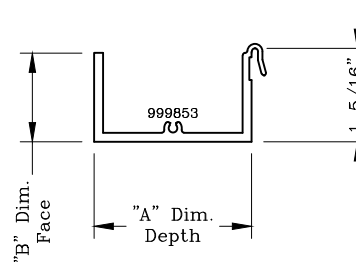
Note: Sealant Not Shown On Details. Refer To General Installation Instructions.

Note: Pre-Set Panning Requires The Use Of Equal Leg Sill On Window

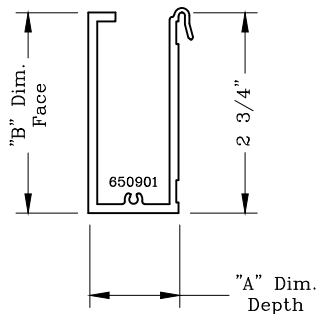
In Line Attached Panning Head, Sill And Jamb		
Description	"A" Dim. x "B" Dim.	Part Number
In Line	.241 x 1.691	240102



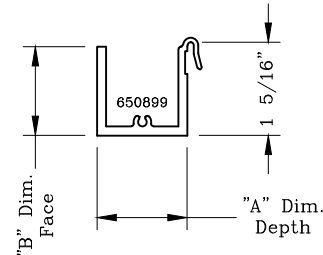
Frame Extender Head, Sill And Jamb		
Description	"A" Dim. x "B" Dim.	Part Number
Frame Extender	2.188 x 1.231	999853



Frame Extender Head, Sill And Jamb		
Description	"A" Dim. x "B" Dim.	Part Number
Frame Extender	1.250 x 2.781	650901



Frame Extender Head, Sill And Jamb		
Description	"A" Dim. x "B" Dim.	Part Number
Frame Extender	1.250 x 1.231	650899



Graham Architectural Products reserves the right to change, add, cancel, remove or otherwise modify the details illustrated without prior notice.

1551 Mt. Rose Avenue, York, Pennsylvania 17403-2909 800/755-6274 Fax: 800/366-5097

Web Site: www.grahamwindows.com

0522 – PN.19