

Post Set Panning



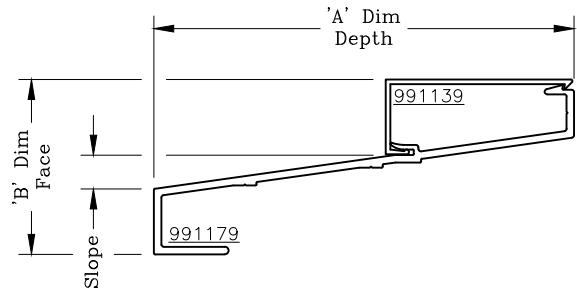
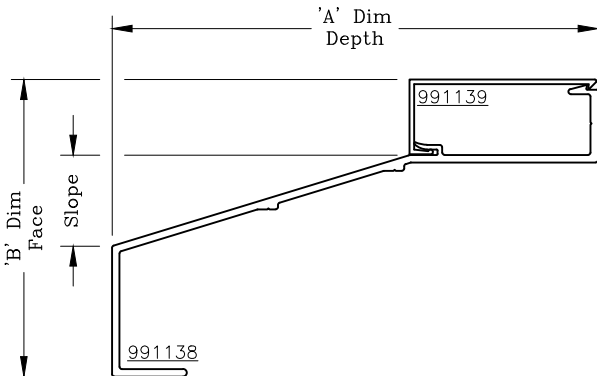
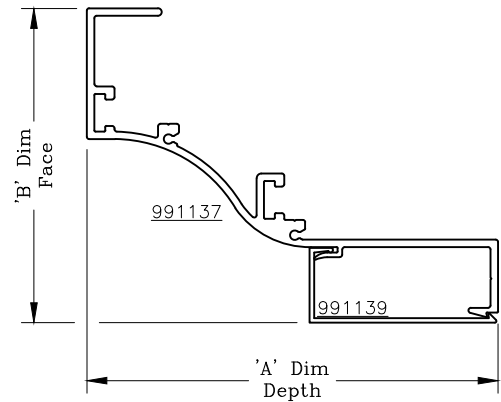
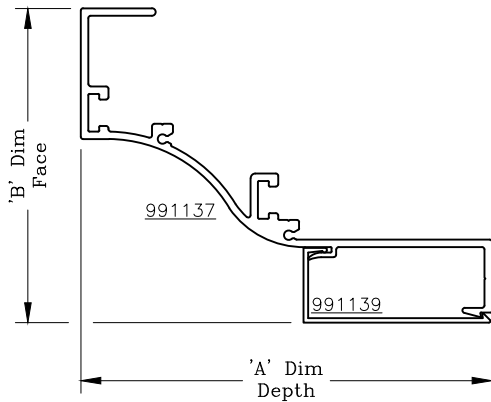
Series: Manufacturing Code: PST01

Drawing 3/8 Scale – For Custom Size Drawing Contact Graham

Note: Sealant Not Shown On Details. Refer To General Installation Instructions.

Moody Post-Set Panning Head And Jambs		
Description	'A' Dim X 'B' Dim	Slope
Moody	5.500 X 4.206	–

Moody Post-Set Panning Head And Jambs		
Description	'A' Dim X 'B' Dim	Slope
Moody	5.500 X 4.206	–



Moody Post-Set Panning Mating Sill		
Description	'A' Dim X 'B' Dim	Slope
Moody	6.500 X 3.976	1.219

Moody Post-Set Panning Mating Sill		
Description	'A' Dim X 'B' Dim	Slope
Reese-Phifer	5.625 X 2.340	.436

Graham Architectural Products reserves the right to change, add, cancel, remove or otherwise modify the details illustrated without prior notice.

1551 Mt. Rose Avenue, York, Pennsylvania 17403-2909 800/755-6274 Fax: 800/366-5097

0522 – PST.01

Web Site: www.grahamwindows.com