

Frame Options - 4 1/2" .090 Wall



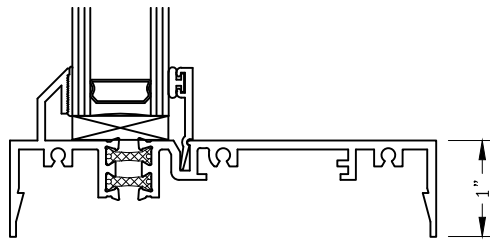
Series: S1500

Manufacturing Code: S1506

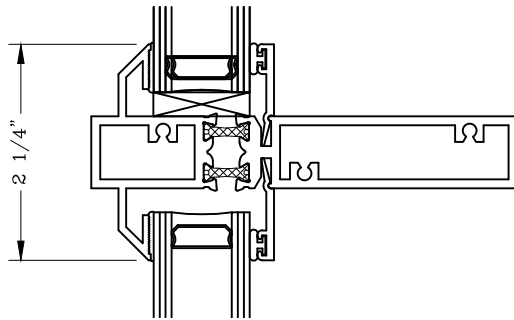
Drawing 1/2 Scale - For Custom Size Drawing Contact Graham

Note: Sealant Not Shown On Details. Refer To General Installation Instructions For Sealing Procedures.

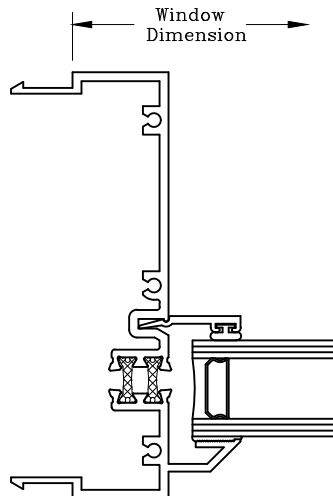
Frame Options - .090 Wall



Strutted
Equal Leg Sill
#150532



Strutted
Horizontal Intermediate
#150536



Strutted
Self-Mull Jamb
#150533

Graham Architectural Products reserves the right to change, add, cancel, remove or otherwise modify the details illustrated without prior notice.

1551 Mt. Rose Avenue, York, Pennsylvania 17403-2909 800/755-6274 Fax: 800/366-5097

Web Site: www.grahamwindows.com

0922 - S15.06